

Signify Classified - Internal
Cooper Lighting Solutions Photometric Lab
1121 Highway 74 South
Peachtree City, GA 30269



Scaled data based on original data using
LM-79-08 Approved Method: Electrical and Photometric Measurements of Solid-
State Lighting Products

Test Report Prepared for
Cooper Lighting Solutions
(formerly Eaton)

Brand: STREETWORKS

Report Number: P867523

Luminaire Tested: **MEM2-HTN-SA-120-740-U-T2R-HSS**

Issue Date: 08/21/2024



Test Information

Test Method: LM-79-08
Report Number: P867523
Test Lab: INNOVATION CENTER(G3)
Issue Date: 08/21/2024
Manufacturer: COOPER LIGHTING SOLUTIONS (FORMERLY EATON)
Product Line: STREETWORKS
Catalog Number: MEM2-HTN-SA-120-740-U-T2R-HSS
Description: EPIC MODERN TALL HOUSING DISCRETE LED ARRAYS 120W 70CRI 4000K
FIXTURE w/ TYPE II ROADWAY DISTRIBUTION OPTIC AND HOUSE SIDE SHIELD
Light Source: (20) 4000K CCT, 70 CRI LEDS
Ballast/Driver: ELECTRONIC DRIVER

Summary

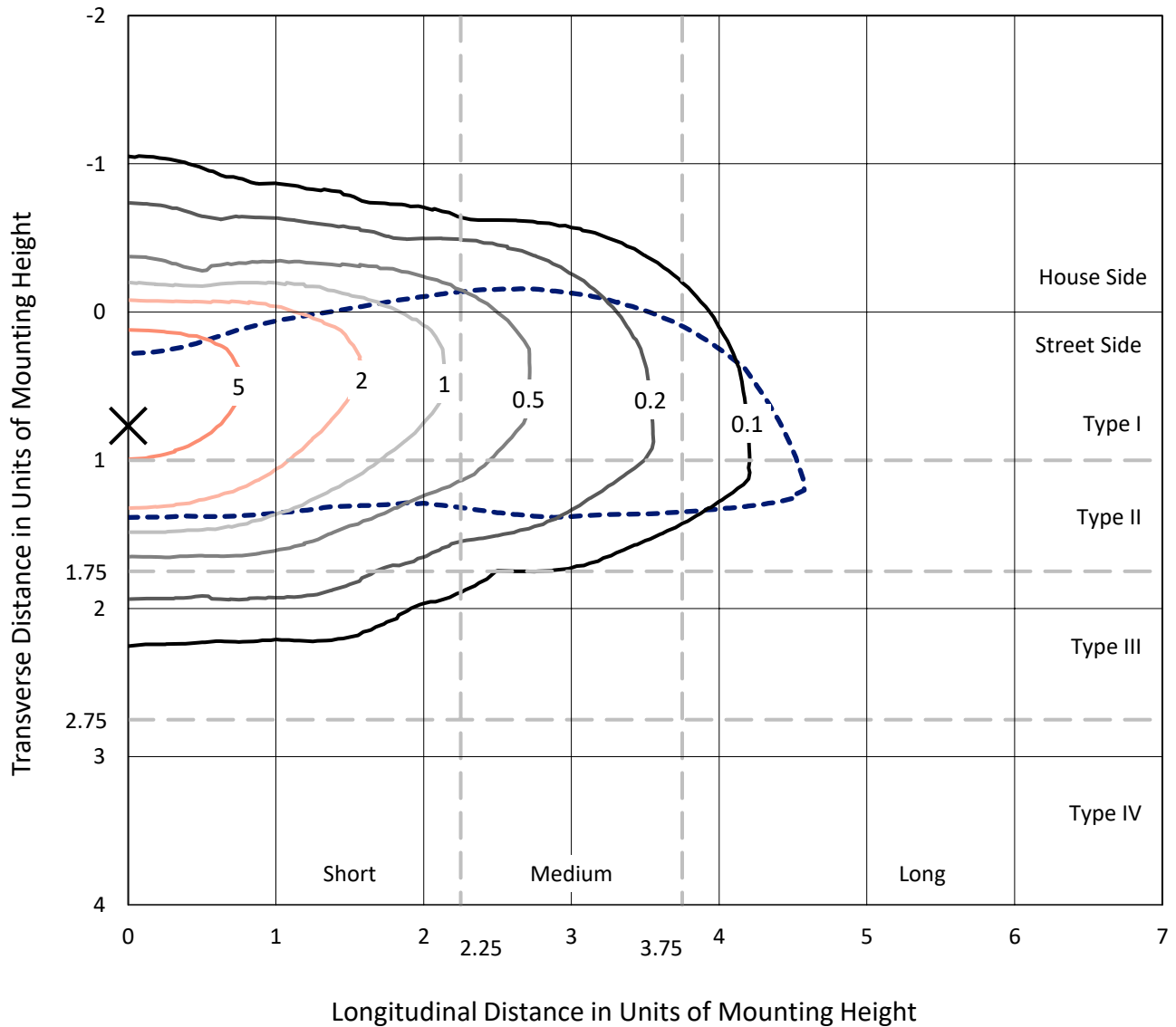
Lumens per Lamp: N/A
Luminaire Lumens: 9826.6 lumens
Efficiency: N/A
Efficacy: 97.3 lumens/watt
Luminous Opening: Rectangular (W 0.67' x L: 0.33' x H: 0')
IES Classification: Type II - Short
BUG Rating: B1 - U0 - G2

Input Watts (W): 101
Input Voltage (V): 120
Input Current (A_{in}): NR
Voltage Rise (V): NR
Power Factor: 0.99
Total Harmonic Distortion (THDi): 9.45%
Frequency (hertz): 60
Stabilization Time: NR
Operation Time: NR
Ambient Temperature (°C): NR
Test Distance: 24 FT

REPORT NUMBER: P867523
 CATALOG NUMBER: MEM2-HTN-SA-120-740-U-T2R-HSS

Iso-Footcandle Lines of Horizontal Illumination

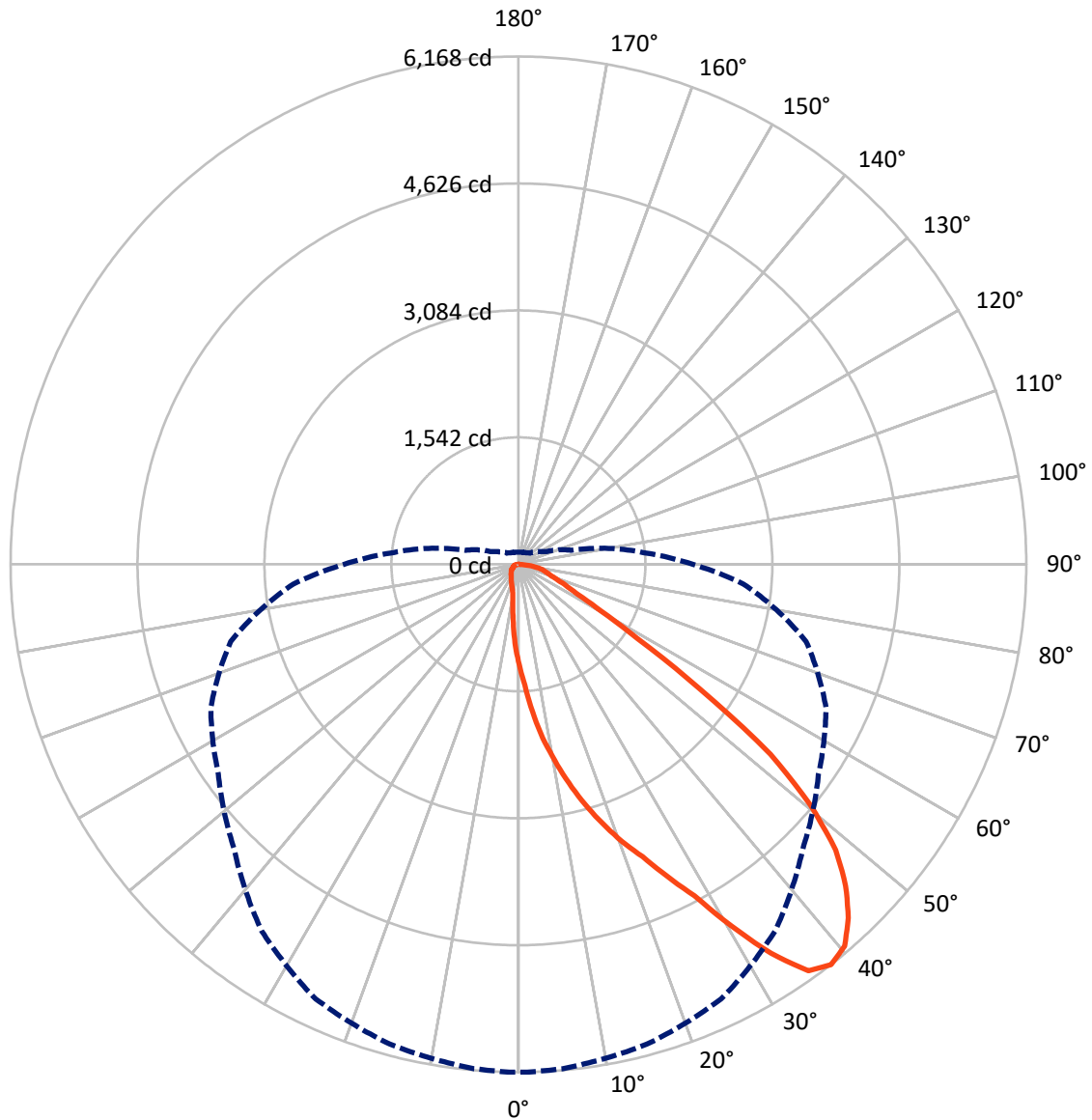
× Max cd
 - - - 1/2 Max cd



Based on 20 foot mounting height. Maximum calculated value = 8.4 fc
 Type II - Short - N/A

REPORT NUMBER: P867523
CATALOG NUMBER: MEM2-HTN-SA-120-740-U-T2R-HSS

Luminous Intensity Polar Plot



— Vertical Plane Through 0-Deg Lateral - - - Horizontal Cone Through 37.5-Deg Vertical

REPORT NUMBER: P867523
 CATALOG NUMBER: MEM2-HTN-SA-120-740-U-T2R-HSS

FLUX DISTRIBUTION:

		Downward	Upward	Total
House Side	Lumens	1172.0	0.0	1172.0
	% Fixture	11.9	0.0	11.9
Street Side	Lumens	8654.6	0.0	8654.6
	% Fixture	88.1	0.0	88.1
Total	Lumens	9826.6	0.0	9826.6
	% Fixture	100.0	0.0	100.0

Coefficient of Utilization

ZONAL LUMENS:

Zone	Lumens	% Fixture
0°-10°	122.2	1.2
10°-20°	427.0	4.3
20°-30°	881.1	9.0
30°-40°	1550.2	15.8
40°-50°	2104.9	21.4
50°-60°	2085.5	21.2
60°-70°	1605.5	16.3
70°-80°	931.8	9.5
80°-90°	118.5	1.2
90°-100°	0.0	0.0
100°-110°	0.0	0.0
110°-120°	0.0	0.0
120°-130°	0.0	0.0
130°-140°	0.0	0.0
140°-150°	0.0	0.0
150°-160°	0.0	0.0
160°-170°	0.0	0.0
170°-180°	0.0	0.0
0°-90°	9826.6	100.0
0°-180°	9826.6	100.0



REPORT NUMBER: P867523

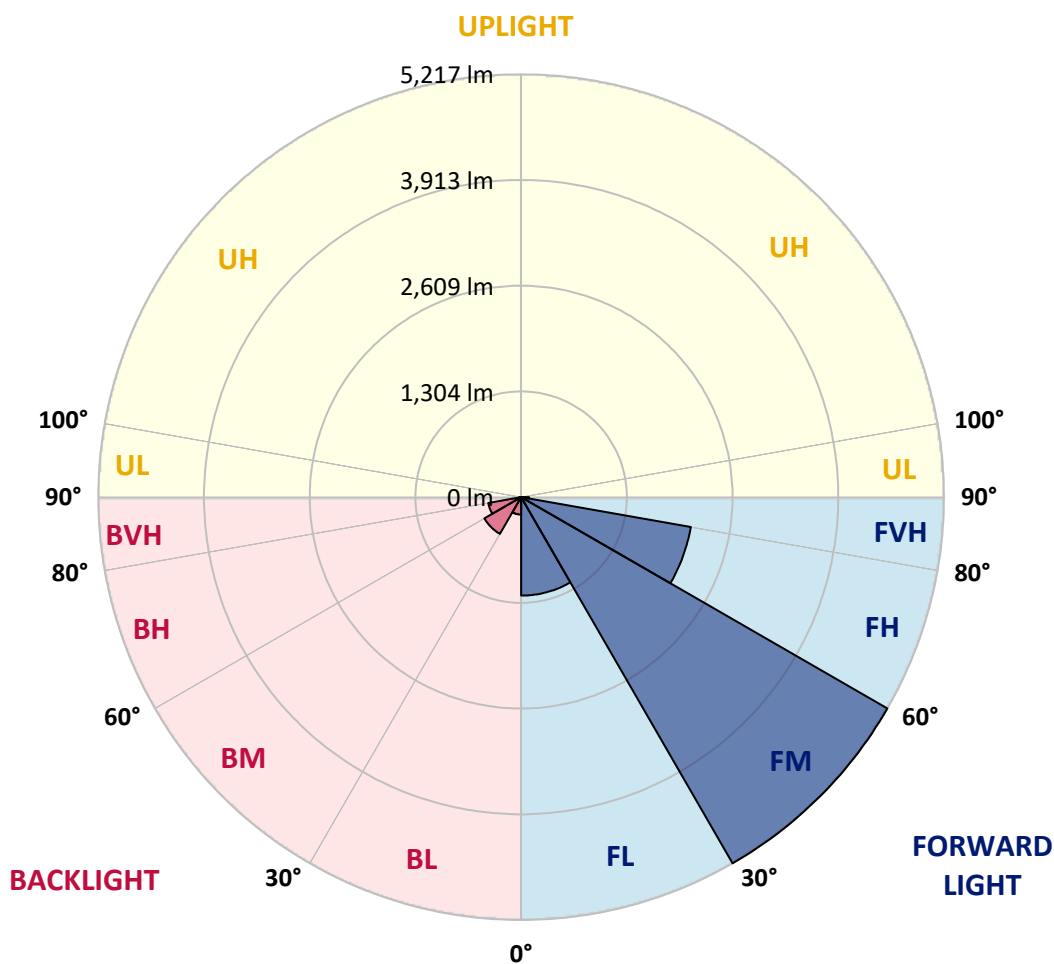
CATALOG NUMBER: MEM2-HTN-SA-120-740-U-T2R-HSS

LUMINAIRE CLASSIFICATION SYSTEM LUMEN TABLE AND BUG RATING:

Zone	Lumens	% Fixture	Zone Rating/Lumen Limit		
			B	U	G
FL (0°-30°)	1214.8	12.4			
FM (30°-60°)	5217.1	53.1			
FH (60°-80°)	2126.1	21.6			G2/5000
FVH (80°-90°)	96.7	1.0			G1/100
BL (0°-30°)	215.5	2.2	B1/500		
BM (30°-60°)	523.5	5.3	B1/1000		
BH (60°-80°)	411.2	4.2	B1/500		G1/500
BVH (80°-90°)	21.9	0.2			G1/100
UL (90°-100°)	0.0	0.0		U0/0	
UH (100°-180°)	0.0	0.0		U0/0	

BUG Rating: B1-U0-G2

Type II Short





REPORT NUMBER: P867523

CATALOG NUMBER: MEM2-HTN-SA-120-740-U-T2R-HSS

CANDELA DISTRIBUTION (FULL):

	0°	1°	5°	15°	25°	35°	45°	55°	65°	75°	85°
0°	1217.7	1217.7	1217.7	1217.7	1217.7	1217.7	1217.7	1217.7	1217.7	1217.7	1217.7
2.5°	1467.2	1489.2	1472.7	1459.0	1439.8	1420.6	1393.2	1363.0	1324.6	1278.0	1236.9
5°	1799.1	1810.0	1804.5	1796.3	1736.0	1678.4	1620.8	1549.5	1450.8	1363.0	1269.8
7.5°	2130.9	2125.4	2111.7	2087.0	2032.2	1966.3	1862.1	1744.2	1604.3	1450.8	1305.4
10°	2421.6	2429.8	2418.9	2380.5	2311.9	2221.4	2095.2	1960.9	1771.6	1557.7	1354.8
12.5°	2726.0	2731.5	2731.5	2649.2	2602.6	2462.7	2328.4	2147.4	1936.2	1689.4	1412.4
15°	3024.9	3014.0	3014.0	2959.1	2876.8	2720.5	2569.7	2350.3	2111.7	1812.8	1478.2
17.5°	3310.2	3315.6	3291.0	3230.6	3151.1	3000.3	2813.8	2572.4	2284.5	1960.9	1546.8
20°	3592.6	3576.2	3565.2	3504.9	3419.9	3241.6	3063.3	2789.1	2487.4	2128.2	1642.7
22.5°	3855.9	3864.1	3836.7	3740.7	3661.2	3499.4	3296.4	3044.1	2701.3	2295.4	1747.0
25°	4196.0	4168.5	4193.2	4078.0	3954.6	3762.7	3532.3	3282.7	2934.4	2501.1	1875.8
27.5°	4558.0	4574.4	4560.7	4434.6	4267.3	4009.5	3768.1	3502.1	3170.3	2695.8	2021.2
30°	5098.2	5090.0	5092.8	4903.5	4626.5	4319.4	4023.2	3732.5	3406.1	2934.4	2191.2
32.5°	5633.0	5663.2	5589.1	5421.9	5103.7	4640.3	4278.2	3954.6	3633.8	3140.1	2364.0
35°	6063.6	6055.4	6025.2	5838.7	5523.3	5073.6	4568.9	4201.5	3875.1	3392.4	2556.0
37.5°	6167.8	6167.8	6148.6	6033.4	5825.0	5435.6	4884.3	4448.3	4121.9	3617.3	2742.5
40°	6099.2	6085.5	6074.6	5997.8	5885.3	5655.0	5216.2	4703.3	4385.2	3908.0	2948.2
42.5°	5874.4	5877.1	5863.4	5819.5	5759.2	5671.4	5421.9	4974.8	4643.0	4182.3	3151.1
45°	5572.7	5578.2	5561.7	5556.2	5526.1	5526.1	5468.5	5188.7	4887.1	4462.0	3373.2
47.5°	5186.0	5183.3	5175.0	5161.3	5221.7	5287.5	5339.6	5309.4	5103.7	4763.7	3573.4
50°	4596.4	4590.9	4615.6	4684.1	4832.2	4977.6	5131.2	5273.8	5260.0	5043.4	3814.8
52.5°	3831.2	3795.6	3823.0	4034.2	4338.6	4662.2	4878.8	5103.7	5339.6	5339.6	4053.4
55°	2679.4	2709.6	2726.0	3035.9	3636.5	4193.2	4574.4	4865.1	5309.4	5575.4	4316.6
57.5°	1705.8	1716.8	1766.1	2100.7	2805.5	3502.1	4176.8	4654.0	5197.0	5772.9	4579.9
60°	1149.1	1110.7	1149.1	1341.1	2018.5	2748.0	3592.6	4387.9	5035.2	5915.5	4870.6
62.5°	811.8	809.0	820.0	932.4	1439.8	2065.1	2860.4	4028.7	4906.3	5923.7	5087.3
65°	655.4	636.3	644.5	707.6	965.3	1513.8	2098.0	3378.7	4791.1	5778.4	5194.2
67.5°	526.6	518.3	523.8	564.9	724.0	1138.1	1478.2	2569.7	4547.0	5531.6	5133.9
70°	430.6	433.3	436.1	477.2	575.9	861.1	1055.8	1763.4	4025.9	5251.8	4862.4
72.5°	373.0	373.0	375.7	403.1	482.7	682.9	798.1	1146.4	3258.0	4950.1	4363.3
75°	329.1	329.1	329.1	353.8	411.4	548.5	619.8	784.3	2339.3	4390.7	3609.1
77.5°	285.2	288.0	288.0	309.9	353.8	427.8	477.2	543.0	1491.9	3392.4	2731.5
80°	219.4	219.4	222.1	246.8	301.7	334.6	351.0	383.9	784.3	2130.9	1733.2
82.5°	153.6	156.3	156.3	159.1	202.9	205.7	189.2	192.0	285.2	707.6	658.2
85°	16.5	19.2	21.9	21.9	35.7	43.9	46.6	43.9	46.6	82.3	82.3
87.5°	0.0	0.0	0.0	0.0	2.7	5.5	5.5	8.2	8.2	8.2	8.2
90°	0.0	0.0	0.0	0.0	0.0	0.0	0.0	0.0	0.0	0.0	0.0



REPORT NUMBER: P867523

CATALOG NUMBER: MEM2-HTN-SA-120-740-U-T2R-HSS

CANDELA DISTRIBUTION (continued):

	90°	95°	105°	115°	125°	135°	145°	155°	165°	175°	180°
0°	1217.7	1217.7	1217.7	1217.7	1217.7	1217.7	1217.7	1217.7	1217.7	1217.7	1217.7
2.5°	1214.9	1195.7	1154.6	1118.9	1086.0	1058.6	1039.4	1014.7	995.5	995.5	1006.5
5°	1223.1	1179.3	1094.2	1014.7	951.6	891.3	836.5	800.8	773.4	756.9	756.9
7.5°	1234.1	1168.3	1039.4	918.7	820.0	724.0	639.0	597.9	556.7	543.0	545.8
10°	1256.0	1162.8	990.0	833.7	685.6	564.9	482.7	438.8	416.9	405.9	405.9
12.5°	1280.7	1162.8	937.9	737.7	564.9	441.5	392.2	359.3	348.3	342.8	337.3
15°	1313.6	1168.3	894.0	636.3	460.7	373.0	337.3	318.1	307.2	301.7	301.7
17.5°	1352.0	1173.8	847.4	554.0	392.2	329.1	301.7	288.0	277.0	271.5	271.5
20°	1401.4	1187.5	800.8	479.9	342.8	301.7	277.0	263.3	252.3	249.6	246.8
22.5°	1461.7	1209.4	754.2	419.6	309.9	274.2	252.3	241.3	233.1	227.6	227.6
25°	1533.0	1236.9	718.5	375.7	285.2	255.0	235.9	222.1	213.9	211.2	211.2
27.5°	1631.8	1283.5	682.9	342.8	266.0	235.9	216.7	205.7	197.5	194.7	192.0
30°	1725.0	1341.1	666.4	334.6	252.3	219.4	205.7	192.0	183.7	181.0	178.3
32.5°	1845.7	1406.9	655.4	334.6	246.8	208.4	192.0	181.0	172.8	170.0	167.3
35°	1974.6	1483.7	655.4	345.6	249.6	200.2	181.0	170.0	161.8	156.3	156.3
37.5°	2114.4	1560.5	660.9	362.0	257.8	194.7	170.0	159.1	150.8	148.1	148.1
40°	2262.5	1664.7	671.9	375.7	266.0	192.0	159.1	150.8	142.6	137.1	137.1
42.5°	2399.7	1747.0	691.1	392.2	271.5	189.2	150.8	142.6	134.4	131.6	131.6
45°	2558.7	1837.5	707.6	403.1	271.5	181.0	142.6	134.4	128.9	126.2	123.4
47.5°	2684.9	1911.5	715.8	408.6	266.0	172.8	134.4	128.9	123.4	117.9	120.7
50°	2838.5	1991.0	729.5	411.4	255.0	161.8	128.9	120.7	115.2	112.4	112.4
52.5°	2986.5	2070.6	740.5	405.9	241.3	148.1	120.7	115.2	109.7	104.2	104.2
55°	3162.1	2158.3	756.9	397.7	219.4	134.4	112.4	107.0	98.7	96.0	93.2
57.5°	3362.3	2273.5	770.6	381.2	192.0	120.7	107.0	98.7	87.8	82.3	82.3
60°	3546.0	2405.1	781.6	340.1	167.3	112.4	98.7	90.5	79.5	76.8	76.8
62.5°	3743.5	2542.3	781.6	268.8	142.6	101.5	93.2	85.0	74.0	71.3	71.3
65°	3880.6	2665.7	756.9	200.2	120.7	96.0	90.5	79.5	68.6	65.8	65.8
67.5°	3919.0	2742.5	688.4	142.6	104.2	90.5	85.0	74.0	65.8	60.3	60.3
70°	3795.6	2682.1	562.2	109.7	90.5	82.3	76.8	68.6	60.3	57.6	57.6
72.5°	3441.8	2451.8	419.6	93.2	79.5	76.8	71.3	63.1	57.6	54.8	54.8
75°	2882.3	2037.7	296.2	82.3	74.0	68.6	63.1	57.6	52.1	52.1	52.1
77.5°	2183.0	1472.7	183.7	74.0	63.1	63.1	57.6	52.1	49.4	46.6	46.6
80°	1409.6	929.7	104.2	52.1	43.9	46.6	41.1	35.7	35.7	32.9	32.9
82.5°	597.9	367.5	54.8	30.2	21.9	19.2	13.7	13.7	11.0	11.0	11.0
85°	60.3	21.9	11.0	8.2	8.2	5.5	5.5	5.5	5.5	2.7	2.7
87.5°	8.2	8.2	8.2	5.5	5.5	5.5	2.7	2.7	2.7	2.7	2.7
90°	0.0	0.0	0.0	0.0	0.0	0.0	0.0	0.0	0.0	0.0	0.0

LM-79-2019: Approved Method: Electrical and Photometric Measurements of Solid-
State Lighting Products

Report Prepared for

Cooper Lighting Solutions

Streetworks

Report Number: SP1-2407-157-5

Test Date: 08/07/2024

Luminaire Tested: MEM2-HTN-SA-40-740-U-5WQ-2

Data in this report applies to families of products including MEM2-HTN-SA-40-740-U-5WQ-2

Test Information

Test Method: LM-79-2019
 Report Number: SP1-2407-157-5
 Test Lab: COOPER LIGHTING SOLUTIONS
 Photometer: SP1 - 76IN SPHERE
 Measurement Geometry: 4π
 Issue Date: 08/20/2024
 Manufacturer: COOPER LIGHTING SOLUTIONS
 Product Line: Streetworks
 Catalog Number: **MEM2-HTN-SA-40-740-U-5WQ-2**
 Description: Epic Modern Light Square 40W 5WQ Optic and Flare Trim

Spectral Parameters

CCT (K): 3915
 CIE u': 0.2262
 CIE v': 0.5044
 Duv: 0.0010
 CIE x: 0.3850
 CIE y: 0.3816
 CIE z: 0.2334
 Peak Wavelength (nm): 449
 Dominant Wavelength (nm): 578
 Purity: 30.05482
 Rf: 73.2
 Rg: 93.9

CRI (Ra):	71.0		
R1:	67.6	R9:	-38.4
R2:	78.3	R10:	48.9
R3:	87.1	R11:	65.3
R4:	69.7	R12:	40.4
R5:	67.4	R13:	69.3
R6:	69.3	R14:	92.6
R7:	79.7	R15:	59.9
R8:	48.7		



Test Conditions

Stabilization Time: 21M
 Operation Time: 1H 21M
 Sphere Temperature (°C): 24.2

REPORT NUMBER: SP1-2407-157-5

Measurement and Test Equipment			
Instrument	Identification Number	Calibration Date	Calibration Due Date
Photometer	IN0058	6/18/2024	12/18/2024
Power Meter	INXT2011004	2/8/2024	2/8/2025
AC Power Source	IN0063	10/24/2023	10/24/2024
DC Power Source	IN0208	10/24/2023	10/24/2024
Sphere Thermometer	IN0085	10/24/2023	10/24/2024
Room Thermometer	IN0046	10/24/2023	10/24/2024

REPORT NUMBER: SP1-2407-157-5

CIE 1931 Chromaticity Diagram



CIE 1931 Chromaticity Diagram with 2017 ANSI 7-Step and 4-Step Quadrangles



CCT = 3915K
 CIE x = 0.3850
 CIE y = 0.3816
 Duv = 0.0010

Point lies inside the ANSI 4000K 4-step quadrangle

REPORT NUMBER: SP1-2407-157-5

Photopic Flux vs. Wavelength



Photopic Lumens: NR

λ (nm)	Power W [^] /nm	Lumens (φ/nm)	λ (nm)	Power W [^] /nm	Lumens (φ/nm)	λ (nm)	Power W [^] /nm	Lumens (φ/nm)	λ (nm)	Power W [^] /nm	Lumens (φ/nm)	λ (nm)	Power W [^] /nm	Lumens (φ/nm)
360	0	NR	490	112	NR	620	618	NR	750	15	NR	880	0	NR
365	0	NR	495	153	NR	625	563	NR	755	13	NR	885	0	NR
370	0	NR	500	216	NR	630	510	NR	760	11	NR	890	0	NR
375	0	NR	505	291	NR	635	456	NR	765	9	NR	895	0	NR
380	0	NR	510	366	NR	640	407	NR	770	8	NR	900	0	NR
385	0	NR	515	436	NR	645	359	NR	775	7	NR	905	0	NR
390	0	NR	520	492	NR	650	316	NR	780	6	NR	910	0	NR
395	2	NR	525	536	NR	655	277	NR	785	5	NR	915	0	NR
400	4	NR	530	567	NR	660	240	NR	790	4	NR	920	0	NR
405	7	NR	535	596	NR	665	208	NR	795	4	NR	925	0	NR
410	12	NR	540	619	NR	670	179	NR	800	3	NR	930	0	NR
415	25	NR	545	644	NR	675	154	NR	805	3	NR	935	0	NR
420	51	NR	550	671	NR	680	133	NR	810	3	NR	940	0	NR
425	100	NR	555	701	NR	685	114	NR	815	2	NR	945	0	NR
430	180	NR	560	735	NR	690	98	NR	820	2	NR	950	0	NR
435	315	NR	565	768	NR	695	83	NR	825	2	NR	955	0	NR
440	514	NR	570	798	NR	700	71	NR	830	1	NR	960	0	NR
445	828	NR	575	825	NR	705	61	NR	835	1	NR	965	0	NR
450	992	NR	580	843	NR	710	52	NR	840	1	NR	970	0	NR
455	652	NR	585	848	NR	715	44	NR	845	1	NR	975	0	NR
460	382	NR	590	844	NR	720	38	NR	850	1	NR	980	0	NR
465	282	NR	595	826	NR	725	32	NR	855	1	NR	985	0	NR
470	180	NR	600	800	NR	730	28	NR	860	1	NR	990	0	NR
475	119	NR	605	762	NR	735	24	NR	865	1	NR	995	0	NR
480	101	NR	610	719	NR	740	20	NR	870	1	NR	1000	0	NR
485	98	NR	615	669	NR	745	17	NR	875	0	NR			

REPORT NUMBER: SP1-2407-157-5

Scotopic Flux vs. Wavelength



Scotopic Lumens: NR

S/P: 1.49

λ (nm)	Power W [^] /nm	Lumens (φ/nm)	λ (nm)	Power W [^] /nm	Lumens (φ/nm)	λ (nm)	Power W [^] /nm	Lumens (φ/nm)	λ (nm)	Power W [^] /nm	Lumens (φ/nm)	λ (nm)	Power W [^] /nm	Lumens (φ/nm)
360	0	NR	490	112	NR	620	618	NR	750	15	NR	880	0	NR
365	0	NR	495	153	NR	625	563	NR	755	13	NR	885	0	NR
370	0	NR	500	216	NR	630	510	NR	760	11	NR	890	0	NR
375	0	NR	505	291	NR	635	456	NR	765	9	NR	895	0	NR
380	0	NR	510	366	NR	640	407	NR	770	8	NR	900	0	NR
385	0	NR	515	436	NR	645	359	NR	775	7	NR	905	0	NR
390	0	NR	520	492	NR	650	316	NR	780	6	NR	910	0	NR
395	2	NR	525	536	NR	655	277	NR	785	5	NR	915	0	NR
400	4	NR	530	567	NR	660	240	NR	790	4	NR	920	0	NR
405	7	NR	535	596	NR	665	208	NR	795	4	NR	925	0	NR
410	12	NR	540	619	NR	670	179	NR	800	3	NR	930	0	NR
415	25	NR	545	644	NR	675	154	NR	805	3	NR	935	0	NR
420	51	NR	550	671	NR	680	133	NR	810	3	NR	940	0	NR
425	100	NR	555	701	NR	685	114	NR	815	2	NR	945	0	NR
430	180	NR	560	735	NR	690	98	NR	820	2	NR	950	0	NR
435	315	NR	565	768	NR	695	83	NR	825	2	NR	955	0	NR
440	514	NR	570	798	NR	700	71	NR	830	1	NR	960	0	NR
445	828	NR	575	825	NR	705	61	NR	835	1	NR	965	0	NR
450	992	NR	580	843	NR	710	52	NR	840	1	NR	970	0	NR
455	652	NR	585	848	NR	715	44	NR	845	1	NR	975	0	NR
460	382	NR	590	844	NR	720	38	NR	850	1	NR	980	0	NR
465	282	NR	595	826	NR	725	32	NR	855	1	NR	985	0	NR
470	180	NR	600	800	NR	730	28	NR	860	1	NR	990	0	NR
475	119	NR	605	762	NR	735	24	NR	865	1	NR	995	0	NR
480	101	NR	610	719	NR	740	20	NR	870	1	NR	1000	0	NR
485	98	NR	615	669	NR	745	17	NR	875	0	NR			

REPORT NUMBER: SP1-2407-157-5

Melanopic Flux vs. Wavelength



Melanopic Lumens: NR

M/P: 2.88

λ (nm)	Power W [^] /nm	Lumens (φ/nm)	λ (nm)	Power W [^] /nm	Lumens (φ/nm)	λ (nm)	Power W [^] /nm	Lumens (φ/nm)	λ (nm)	Power W [^] /nm	Lumens (φ/nm)	λ (nm)	Power W [^] /nm	Lumens (φ/nm)
360	0	NR	490	112	NR	620	618	NR	750	15	NR	880	0	NR
365	0	NR	495	153	NR	625	563	NR	755	13	NR	885	0	NR
370	0	NR	500	216	NR	630	510	NR	760	11	NR	890	0	NR
375	0	NR	505	291	NR	635	456	NR	765	9	NR	895	0	NR
380	0	NR	510	366	NR	640	407	NR	770	8	NR	900	0	NR
385	0	NR	515	436	NR	645	359	NR	775	7	NR	905	0	NR
390	0	NR	520	492	NR	650	316	NR	780	6	NR	910	0	NR
395	2	NR	525	536	NR	655	277	NR	785	5	NR	915	0	NR
400	4	NR	530	567	NR	660	240	NR	790	4	NR	920	0	NR
405	7	NR	535	596	NR	665	208	NR	795	4	NR	925	0	NR
410	12	NR	540	619	NR	670	179	NR	800	3	NR	930	0	NR
415	25	NR	545	644	NR	675	154	NR	805	3	NR	935	0	NR
420	51	NR	550	671	NR	680	133	NR	810	3	NR	940	0	NR
425	100	NR	555	701	NR	685	114	NR	815	2	NR	945	0	NR
430	180	NR	560	735	NR	690	98	NR	820	2	NR	950	0	NR
435	315	NR	565	768	NR	695	83	NR	825	2	NR	955	0	NR
440	514	NR	570	798	NR	700	71	NR	830	1	NR	960	0	NR
445	828	NR	575	825	NR	705	61	NR	835	1	NR	965	0	NR
450	992	NR	580	843	NR	710	52	NR	840	1	NR	970	0	NR
455	652	NR	585	848	NR	715	44	NR	845	1	NR	975	0	NR
460	382	NR	590	844	NR	720	38	NR	850	1	NR	980	0	NR
465	282	NR	595	826	NR	725	32	NR	855	1	NR	985	0	NR
470	180	NR	600	800	NR	730	28	NR	860	1	NR	990	0	NR
475	119	NR	605	762	NR	735	24	NR	865	1	NR	995	0	NR
480	101	NR	610	719	NR	740	20	NR	870	1	NR	1000	0	NR
485	98	NR	615	669	NR	745	17	NR	875	0	NR			

Summary

$R_f = 73.2$
 $R_g = 93.9$
 $CIE R_a = 71.0$
 $R_g = -38.4$



Color Vector Graphics



Individual Sample Fidelity Index ($R_{f,i}$)

CES01 = 85	CES26 = 61	CES51 = 88	CES76 = 50
CES02 = 61	CES27 = 88	CES52 = 87	CES77 = 69
CES03 = 30	CES28 = 81	CES53 = 77	CES78 = 53
CES04 = 70	CES29 = 65	CES54 = 84	CES79 = 81
CES05 = 47	CES30 = 81	CES55 = 83	CES80 = 78
CES06 = 50	CES31 = 69	CES56 = 73	CES81 = 77
CES07 = 40	CES32 = 60	CES57 = 72	CES82 = 91
CES08 = 39	CES33 = 76	CES58 = 73	CES83 = 89
CES09 = 29	CES34 = 70	CES59 = 85	CES84 = 86
CES10 = 74	CES35 = 83	CES60 = 89	CES85 = 77
CES11 = 57	CES36 = 91	CES61 = 81	CES86 = 71
CES12 = 63	CES37 = 79	CES62 = 85	CES87 = 76
CES13 = 42	CES38 = 92	CES63 = 72	CES88 = 80
CES14 = 74	CES39 = 96	CES64 = 64	CES89 = 70
CES15 = 71	CES40 = 91	CES65 = 61	CES90 = 79
CES16 = 46	CES41 = 93	CES66 = 57	CES91 = 74
CES17 = 49	CES42 = 80	CES67 = 54	CES92 = 57
CES18 = 56	CES43 = 76	CES68 = 63	CES93 = 74
CES19 = 72	CES44 = 99	CES69 = 73	CES94 = 51
CES20 = 65	CES45 = 85	CES70 = 55	CES95 = 65
CES21 = 86	CES46 = 82	CES71 = 48	CES96 = 76
CES22 = 78	CES47 = 86	CES72 = 83	CES97 = 84
CES23 = 92	CES48 = 77	CES73 = 45	CES98 = 75
CES24 = 91	CES49 = 80	CES74 = 93	CES99 = 62
CES25 = 72	CES50 = 88	CES75 = 51	



Color Rendition by Hue-Angle Bin



Measure Comparisons



(END OF REPORT)